

Panel feed-through terminal block - UWV 16-POT - 3073542

Please be informed that the data shown in this PDF Document is generated from our Online Catalog. Please find the complete data in the user's documentation. Our General Terms of Use for Downloads are valid (<http://phoenixcontact.com/download>)



Panel feed-through terminal block, Connection method: Screw connection, Cable lug connection, Number of positions: 1, Load current : 101 A, Cross section: 6 mm² - 25 mm², AWG 10 - 4, Connection direction of the conductor to plug-in direction: 90 °, Width: 12.1 mm, Color: gray

Why buy this product

- Easy grouping with engagement pin versions
- Both terminal halves can be easily assembled by simply snapping them together
- Touch-proof insulating housing in a new design
- Molded versions ensure maximum tightness of seal
- Universal screw connection with screw locking
- Spacer plates increase clearances and creepage distances
- Automatic compensation of the panel thickness via the snap principle integrated in the insulation housing



Key Commercial Data

Packing unit	50 STK
GTIN	
GTIN	4046356344784

Technical data

General

Number of levels	1
Number of connections	2
Nominal cross section	16 mm ²
Color	gray
Insulating material	PA
Flammability rating according to UL 94	V0
Maximum load current	101 A (with 25 mm ² conductor cross section)
Rated surge voltage	6 kV
Degree of pollution	3

Panel feed-through terminal block - UWV 16-POT - 3073542

Technical data

General

Overvoltage category	III
Insulating material group	I
Connection in acc. with standard	IEC 60947-7-1
Nominal current I_N	76 A
Maximum load current	101 A (with 25 mm ² conductor cross section)
Nominal voltage U_N	800 V (with spacer plate)
Open side panel	No
Number of positions	1

Dimensions

Width	12.1 mm
Plate thickness	1 mm ... 6 mm

Connection data

Note	Terminal sleeve
Connection side	Outside
Connection method	Screw connection
Note	Note: Product releases, connection cross sections and notes on connecting aluminum cables can be found in the download area.
Conductor cross section solid min.	6 mm ²
Conductor cross section solid max.	25 mm ²
Conductor cross section flexible min.	6 mm ²
Conductor cross section flexible max.	16 mm ²
Conductor cross section AWG min.	10
Conductor cross section AWG max.	4
Conductor cross section flexible, with ferrule without plastic sleeve min.	6 mm ²
Conductor cross section flexible, with ferrule without plastic sleeve max.	16 mm ²
Conductor cross section flexible, with ferrule with plastic sleeve min.	6 mm ²
Conductor cross section flexible, with ferrule with plastic sleeve max.	16 mm ²
2 conductors with same cross section, solid min.	2.5 mm ²
2 conductors with same cross section, solid max.	10 mm ²
2 conductors with same cross section, stranded min.	2.5 mm ²
2 conductors with same cross section, stranded max.	6 mm ²
2 conductors with same cross section, stranded, ferrules without plastic sleeve, min.	4 mm ²
2 conductors with same cross section, stranded, ferrules without plastic sleeve, max.	6 mm ²
2 conductors with same cross section, stranded, TWIN ferrules with plastic sleeve, min.	4 mm ²
2 conductors with same cross section, stranded, TWIN ferrules with plastic sleeve, max.	6 mm ²
Stripping length	16 mm
Internal cylindrical gage	B7

Panel feed-through terminal block - UWV 16-POT - 3073542

Technical data

Connection data

Screw thread	M5
Tightening torque, min	2.5 Nm
Tightening torque max	3 Nm
Connection side	Inside
Connection method	Cable lug connection

Standards and Regulations

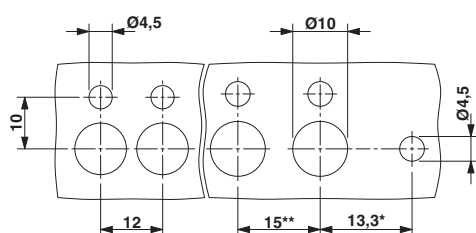
Connection in acc. with standard	UL
	IEC 60947-7-1
Flammability rating according to UL 94	V0

Environmental Product Compliance

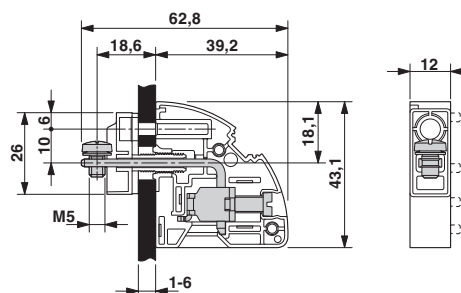
China RoHS	Environmentally friendly use period: unlimited = EFUP-e
	No hazardous substances above threshold values

Drawings

Dimensional drawing



Dimensional drawing



* Only when using the UW...-F flange plate
 ** Dimensions when using the DP-UW... spacer plate

Approvals

Approvals

Approvals


UL Recognized / EAC


Ex Approvals

Approval details

Panel feed-through terminal block - UWV 16-POT - 3073542

Approvals

UL Recognized		http://database.ul.com/cgi-bin/XYV/template/LISEXT/1FRAME/index.htm	FILE E 60425
	B	C	
mm ² /AWG/kcmil	10-4	10-4	
Nominal current I _N	85 A	85 A	
Nominal voltage U _N	600 V	600 V	

EAC		EAC-Zulassung
-----	---	---------------

Phoenix Contact 2017 © - all rights reserved
<http://www.phoenixcontact.com>

PHOENIX CONTACT GmbH & Co. KG
Flachsmarktstr. 8
32825 Blomberg
Germany
Tel. +49 5235 300
Fax +49 5235 3 41200
<http://www.phoenixcontact.com>